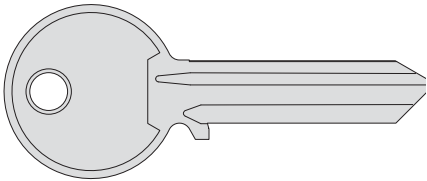
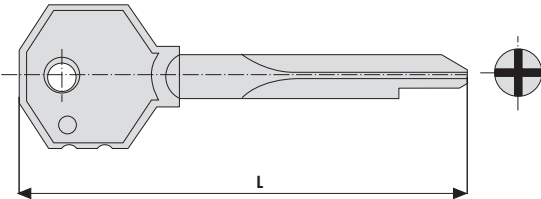
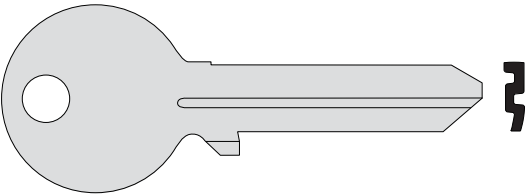
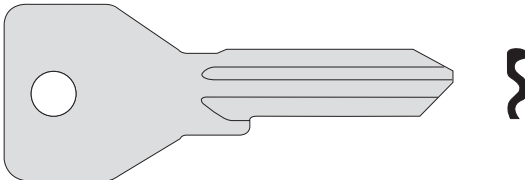
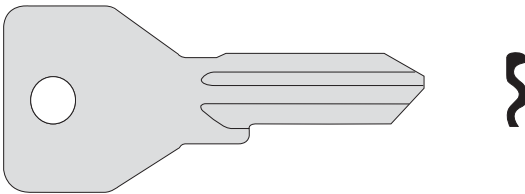
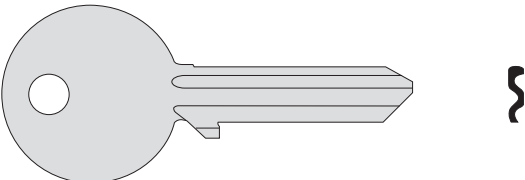
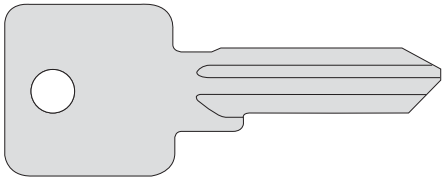
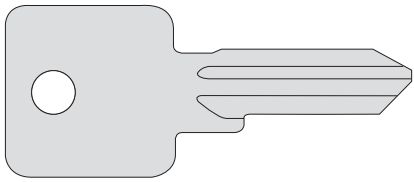
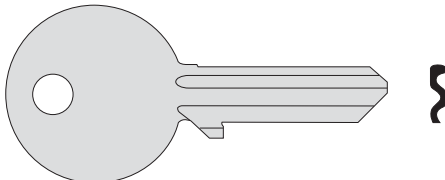
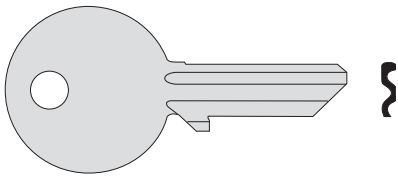
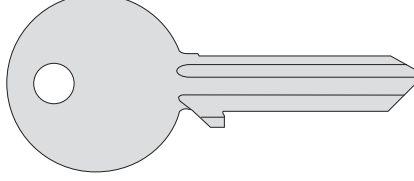
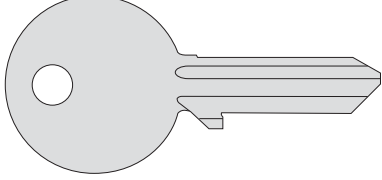
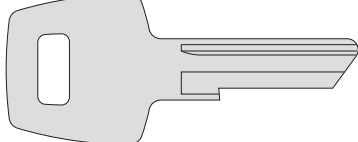



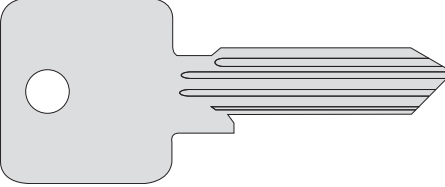

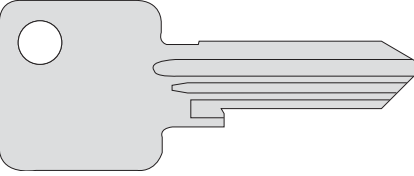

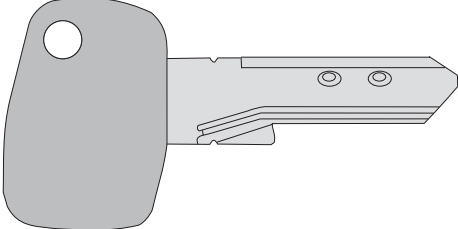

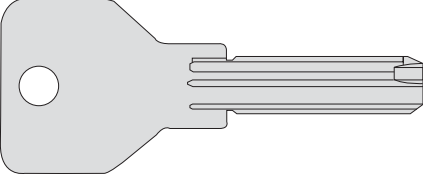

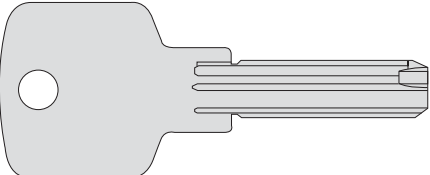

FERRAMENTA 
mauceri S.r.l.
PRODUZIONE E INGROSSO



 **CISA®**

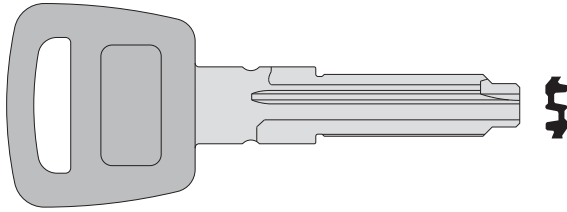
Tipologia	Descrizione	L	Perni	Unitario	Pezzi	ARTICOLO				
						Tipo	Dim. Mano	Fin.	Pers.	Spec.
	<ul style="list-style-type: none"> Ottone nichelato Profilo paracentrico 	5	0,010	50	1	01040	05	1		
	<ul style="list-style-type: none"> Acciaio nichelato Profilo a croce 	75,0	6	0,018	25	1	00210	00	0	
		90,0	6	0,023	25	1	00211	00	0	
	<ul style="list-style-type: none"> Ottone nichelato Profilo paracentrico 	6	0,015	25	1	01210	00	2		
C2000 	<ul style="list-style-type: none"> Ottone nichelato Profilo paracentrico 	5	0,012	50	1	01070	10	1		
		5	0,013	50	1	01070	10	2		
C2000 	<ul style="list-style-type: none"> Ottone nichelato Profilo paracentrico 	4	0,012	50	1	01070	05	1		
		4	0,011	50	1	01070	05	2		
	<ul style="list-style-type: none"> Ottone nichelato Profilo paracentrico 	5	0,010	50	1	01310	00	1		
		5	0,010	50	1	01310	00	2		

Tipologia	Descrizione	L	Perni	Unitario	Kg	Pezzi	ARTICOLO						
							Tipo	Dim. Mano	Fin.	Pers.	Spec.		
	<ul style="list-style-type: none"> • Ottone nichelato • Profilo paracentrico 						5	0,014	50	1	01310	10	1
							5	0,015	50	1	01310	10	2
	<ul style="list-style-type: none"> • Ottone nichelato • Profilo paracentrico 						4	0,014	50	1	01320	10	1
							4	0,013	50	1	01320	10	2
	<ul style="list-style-type: none"> • Ottone nichelato • Profilo paracentrico 						5	0,007	50	1	01410	00	1
							5	0,007	50	1	01410	00	2
	<ul style="list-style-type: none"> • Ottone nichelato • Profilo paracentrico 						4	0,008	50	1	01420	00	1
							4	0,008	50	1	01420	00	2
	<ul style="list-style-type: none"> • Ottone nichelato • Multiprofilo • Profilo paracentrico 						5	0,010	50	1	01336	00	1
							5	0,010	50	1	01336	00	2
	<ul style="list-style-type: none"> • Ottone nichelato • Multiprofilo • Profilo paracentrico 						4	0,009	50	1	01337	00	1
							4	0,009	50	1	01337	00	2
	<ul style="list-style-type: none"> • Ottone nichelato • Chiave a lamine 						5	0,007	50	1	01710	00	1
							5	0,006	50	1	01710	00	2

Tipologia	Descrizione	L	Perni	Unitario	Pezzi	ARTICOLO				
						Tipo	Dim. Mano	Fin.	Pers.	Spec.
  	<ul style="list-style-type: none"> • Ottone nichelato • Profilo paracentrico 	5	0,015	50	1	00401	00	1		
		5	0,015	50	1	00401	00	2		
SP  	<ul style="list-style-type: none"> • Alpacca • Chiave protetta da marchio di forma • Ordinabile solo con profilo Cisa (102) 	6	0,020	50	1	00450	01	1		
SP  	<ul style="list-style-type: none"> • Alpacca • Testa in nylon • Collo lungo • Chiave protetta da marchio di forma • Ordinabile solo con profilo Cisa (102) 	6	0,017	50	1	00450	90	1		
Asix  	<ul style="list-style-type: none"> • Ottone nichelato • Spessore 2,9 mm. • Profilo piatto 	6	0,017	50	1	00670	01	0		
Astral  	<ul style="list-style-type: none"> • Ottone nichelato • Spessore 2,2 mm. • Profilo piatto 	10	0,015	50	1	00600	01	0		

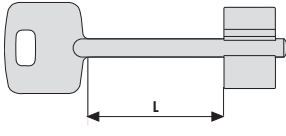

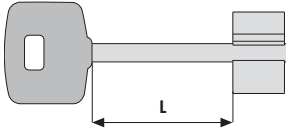

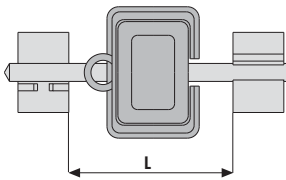

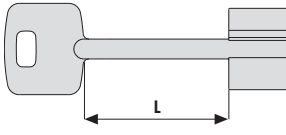

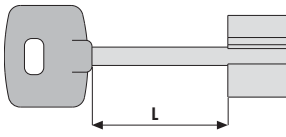

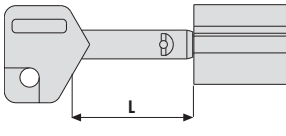

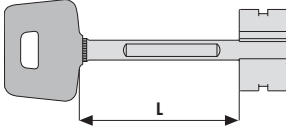

Tipologia	Descrizione	L	Perni	Unitario	Pezzi	ARTICOLO			
						Tipo	Dim. Mano	Fin.	Pers. Spec.

Astral



- Ottone nichelato
- Testa in nylon
- Collo lungo
- Spessore 2,9 mm.
- Profilo piatto

10 0,015 50 1 00620 90 0

Tipologia	Descrizione	Per serrature serie	L	Nottolini	Kg	Unitario	Pezzi	ARTICOLO				
								Tipo	Dim. Mano	Fin.	Pers.	Spec.
		<ul style="list-style-type: none"> Ottone nichelato 	17300, 57000, 57200, 57300, 57400, 57800	35,5	6	0,018	25	1	00100	00	1	
				60,0	6	0,022	25	1	00102	00	1	
		<ul style="list-style-type: none"> Ottone nichelato Testa in nylon 	57000, 57200, 57800	35,5	6	0,020	25	1	00101	00	1	
				35,5	6	0,020	25	1	00101	00	2	
		<ul style="list-style-type: none"> Ottone nichelato Testa in nylon 	57050, 57055, 57060	42,0	6	0,028	10	1	00110	00	1	
		<ul style="list-style-type: none"> Ottone nichelato 	17500, 57100, 57500	62,0	6	0,029	25	1	00120	00	1	
				62,0	6	0,029	25	1	00120	00	2	
				37,0	6	0,025	25	1	00121	00	1	
		<ul style="list-style-type: none"> Ottone nichelato Testa in nylon 	17500, 56700, 57500, 57700	37,0	6	0,029	10	1	00122	00	1	
				58,0	6	0,033	25	1	00123	00	1	
		<ul style="list-style-type: none"> Ottone nichelato 	57100, 57500	60,0	6	0,040	10	1	00125	00	1	
				60,0	6	0,040	10	1	00125	00	2	
		<ul style="list-style-type: none"> Ottone nichelato Testa in nylon 	17600, 57600, 57900	44,0	6	0,032	10	1	00162	00	1	
				64,0	6	0,036	10	1	00163	00	1	